



District Report Card: 2017


State: Assam	District: Nagaon
Class: 5	Subject: Language
Schools: 61	Students: 1263


Participation/Coverage


Students

<div>GENDER</div> <div></div>	Boys		Girls	
	Number	%	Number	%
	595	47.11	668	52.89

<div>AREA</div> <div></div>	Rural		Urban	
	Number	%	Number	%
	1180	93.43	83	6.57

<div>CATEGORY</div> <div></div>	SC		ST		OBC		GEN	
	Number	%	Number	%	Number	%	Number	%
	185	14.65	32	2.53	68	5.38	978	77.43

<div>CWSN</div> <div></div>	LD	VI	HI	S&LD	ID	Oth
	0	3	0	2	0	2

<div>Management</div> <div></div>	Government		Government-aided	
	Number	%	Number	%
	1210	95.80	53	4.20

Average Performance of Students in Language (%)

Overall	Gender		Area		Management		Social Group			
	Male	Female	Rural	Urban	Govt.	Aided	SC	ST	OBC	GEN
69.95	69.70	70.17	70.37	63.94	69.23	86.29	72.04	67.08	77.94	69.09

Performance on Learning Outcomes (LOs)

Learning Outcomes	Description	Average Performance(%)
L504	Reads and comprehends independently storybooks, news items/ headlines, advertisements etc.	70.21
L508	Reads text with comprehension, locates details and sequence of events	69.82

Range of Performance of Students who Answered Correctly							
Below 30%		30% - 50%		50% - 75%		Above 75%	
Number	%	Number	%	Number	%	Number	%
41	3.25	159	12.59	524	41.49	539	42.68

Lowest Performing Learning Outcomes (LOs)

- 1 - Reads text with comprehension, locates details and sequence of events (69.82)
- 2 - Reads and comprehends independently storybooks, news items/ headlines, advertisements etc. (70.21)